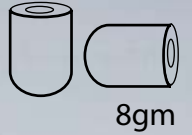


The Intelligent Choice for Better Technology



BLT - SERIES

BLT12 / BLT12C



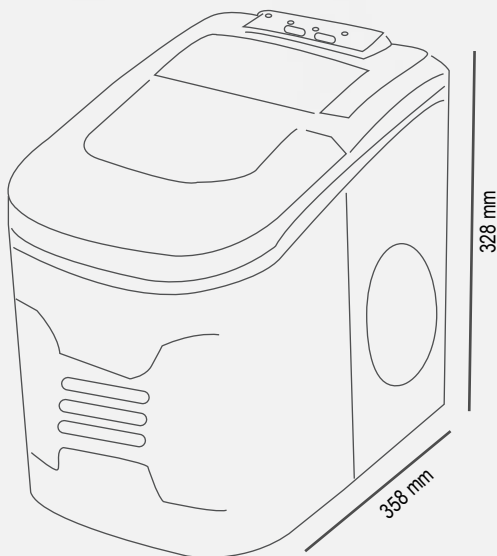
Product Features

BLT12 & BLT12/C comes in bullet shape with output capacity of 12kg/day. Suitable for homes, small shops, juice parlours etc. It comes with 1 year onsite warranty around the country including spare parts. It comes with inbuilt powerful storage bin. It produce 9 cubes per batch. Cubes can be adjusted in small and large sizes 6gm / 8gm.



Model	Capacity 24/hr	Storage Bin	Batch	KW	Unit Per Day	Cube Shape / Size
BLT12 BLT12/C	12kg/day	0.7kg	16-18min 9 Cubes/batch	0.11kw	2.64Units	Dice 6 & 8gm

WXDXH 242 x 358 x 328 mm





**BEST SERIES
COMPRESSOR**



DIGITAL DISPLAY

The indicator light in **Red** when the water reservoir is lack of water

The indicator lights in **Red** - Basket Full

Start / Stop the appliance

The indicator lights in **green** when making ice

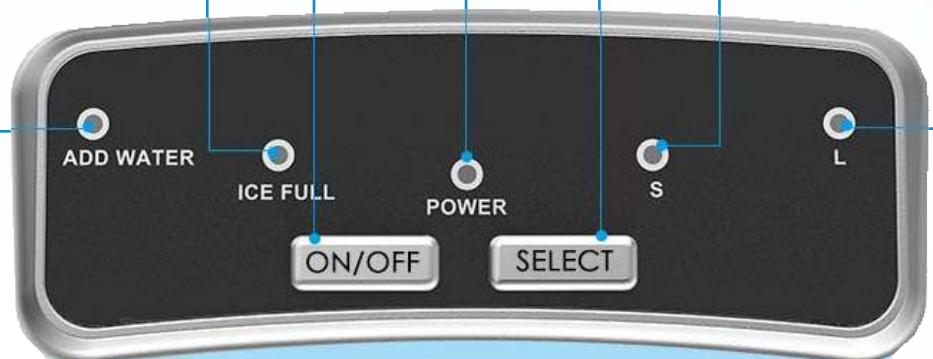
Select the ice cube size

Option for Small ice cube size

Option for Large ice cube size



9 cubes/batch





8gm / 10gm



Product Features

DC20 comes in dice square shape with output capacity of 20kg/day. Suitable for homes, small shops, juice parlours etc. It comes with 1 year onsite warranty around the country including spare parts. It comes with inbuilt powerful storage bin. It produce 24 cubes per batch.

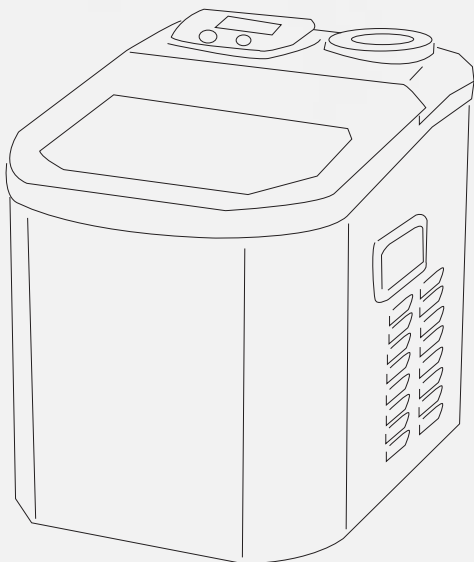


24 Cubes
Batch



Model	Capacity 24/hr	Storage Bin	Batch	KW	Unit Per Day	Cube Shape / Size
DC20	20kg/day	0.7kg	16-18min 24 Cubes/batch	0.22kw	5.28Units	Dice 8 /10gm

WXDXH 310 x 390 x 370 mm



LCD DISPLAY

One click to start
easy to operate

DC20



DUST COVER



FOOD GRADE ICE BASKET

Easy to store



STAINLESS STEEL BRUSHED SHELL

Durable, anti-oxidant

BEST DESIGN

Easy to move & comfortable
to move





Product Features

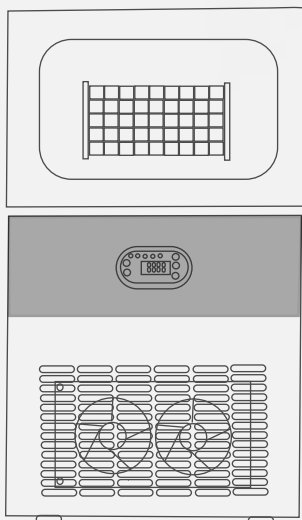
DC40 comes in dice square shape with output capacity of 40kg/day. Suitable for homes, small shops, juice parlours, hotels, restaurants etc. It comes with 1 year onsite warranty around the country including spare parts. It comes with inbuilt powerful storage bin. It produce 45 cubes per batch. Cubes can be adjusted in small and large sizes 8gm / 10gm.



**45 CUBES
PER BATCH**

Model	Capacity 24/hr	Storage Bin	Batch	KW	Unit Per Day	Cube Shape / Size
DC40	40kg/day	7kg	20-22min 45 Cubes/batch	0.42kw	10.08Units	Dice 8 / 10gm

WXDXH 390 x 430 x 710 mm





Quiet and energy saving
high speed rotation
powerful compressor



Crystal clear
ice making machine



DC40

STAINLESS STEEL BODY



DC - SERIES

DC70



8gm / 10gm




Product Features

DC70 comes in dice square shape with output capacity of 70kg/day. Suitable for homes, small shops, juice parlours, hotels, restaurants etc. It comes with 1 year onsite warranty around the country including spare parts. It comes with inbuilt powerful storage bin. It produce 60 cubes per batch. Cubes can be adjusted in small and large sizes 8gm / 10gm.



Model	Capacity 24/hr	Storage Bin	Batch	KW	Unit Per Day	Cube Shape / Size
DC70	70kg/day	10kg	20-22min 60 Cubes/batch	0.55kw	13.02Units	Dice 8 / 10gm

WXDXH 380 x 435 x 431 mm



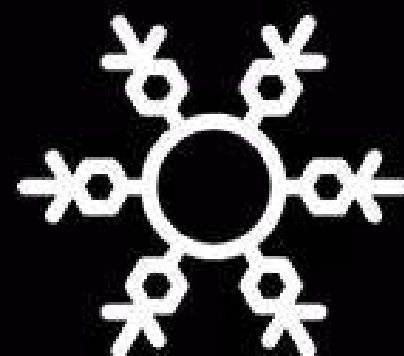
DC70

Professional Testing Equipments

Has complete set of professional inspection equipment, Ensure reliable quality



INTELLIGENT CONTROL



RAPID ICE MAKING





10gm




Product Features

DC150 comes in dice square shape with output capacity of 150kg/day. Suitable for homes, small shops, juice parlours, hotels, restaurants etc. It comes with 1 year onsite warranty around the country including spare parts. It comes with inbuilt powerful storage bin. It produce 156 cubes per batch.



Model	Capacity 24/hr	Storage Bin	Batch	KW	Unit Per Day	Cube Shape / Size
DC150	150kg/day	110kg	20-22min 156 Cubes/batch	1.1kw	26.4Units	Dice 10gm 22x22x22mm

WXDXH 570 x 850 x 1590 mm



Thick insulation layer, not easy to melt

Powerful Insulated storage bin, Ice Cubes last for a long time



DC150



NICKEL PLATED COPPER ICE PLATE
It helps us to produce rapid ice making



ICE STORAGE BIN
High thermal insulation performance



FOOD GRADE FILTERS
Best filter components

THICK FOAM LAYER
Store ice for a long time



INTERNATIONAL BRAND DRY FILTER
Used to filter impurities in the ice maker

WORLD CLASS COMPRESSOR
High efficient performance



10gm / 16gm / 18gm




Product Features

DC250 comes in dice square shape with output capacity of 250kg/day. Suitable for homes, small shops, juice parlours, hotels, restaurants etc. It comes with 2 years onsite warranty around the country including spare parts. It comes with inbuild powerful storage bin. It produce 234 cubes per batch.



Model	Capacity 24/hr	Storage Bin	Batch	KW	Unit Per Day	Cube Shape / Size
DC250	250kg/day	200kg	20-22min 234 Cubes/batch	1.0kw	24Units	Dice 10gm 22x22x22mm

WXDXH 770 x 910 x 1640 mm



2 years warranty



DC250

DC - SERIES DC250

10gm / 16gm / 18gm




Our company's ice maker adopt advanced technology and techniques and strict and comprehensive quality inspection ensures the excellent performance.



World Class Compressor Series



Big fan for fast cooling



Strong cooling system



Low decibel stably running



Fluoride-free environment



16gm




Product Features

DCX500 comes in dice square shape with output capacity of 500kg/day. Suitable for homes, small shops, juice parlours, hotels, restaurants etc. It comes with 2 years onsite warranty around the country including spare parts. It comes with powerful insulated storage bin. It produce 272 cubes per batch.



Model	Capacity 24/hr	Storage Bin	Batch	KW	Unit Per Day	Cube Shape / Size
DCX500	500kg/day	200kg	20-22min 272 Cubes/batch	2.23kw	53.52Units	Dice 16gm 29x29x22mm

WXDXH 770 x 910 x 1885 mm



DCX500

X - SERIES DCX500

16gm



Our company's ice maker adopt advanced technology and techniques and strict and comprehensive quality inspection ensures the excellent performance.



World Class Compressor Series



Big fan for fast cooling



Strong cooling system



Low decibel stably running



Fluoride-free environment



2 years warranty




Product Features

DCX1001 comes in dice square shape with output capacity of 1000kg/day. Suitable for homes, big shops, juice parlours, hotels, restaurants, malls, big party halls etc. It comes with 2 years onsite warranty around the country including spare parts. It comes with powerful insulated storage bin. It produce 272x2 cubes per batch.



Model	Capacity 24/hr	Storage Bin	Batch	KW	Unit Per Day	Cube Shape / Size
DCX 1001	1000kg/day	600kg	20-22min 272X2 Cubes/batch	5.40kw	129.6Units	Dice 16gm 29x29x22mm

WXDXH 770 x 910 x 1885 mm



DCX1001

X - SERIES

DCX 1001

DCX1001 SERIES
1000kg/day

Commercial
Ice Cube Machine
X - Series

Rapid
Cooling

Stable

Sturdy

DCX1001

Our company's ice maker adopt advanced technology and techniques and strict and comprehensive quality inspection ensures the excellent performance.



Strong cooling
system



Low decibel
stably running



Fluoride-free
environment



STORAGE BIN 600KG